



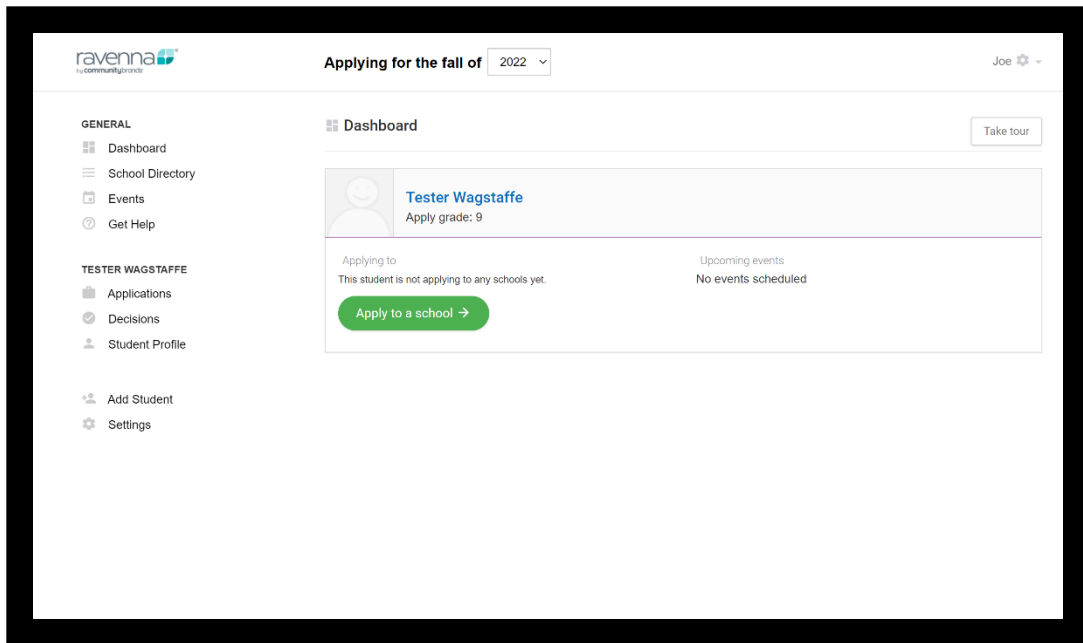
Registering for the 2021 Bellarmine Open House

Thank you so much for your interest in attending our Open House this year! In our effort to create as safe an environment as possible for all of our guests as well as our current community, we are asking that attendees register for our Open House in 2021. We know it's a little tricky to complete the registration so we hope the below directions can assist. But please don't ever hesitate to reach out to admissions@bcp.org if you need additional help. Thanks so much and GO BELLS!

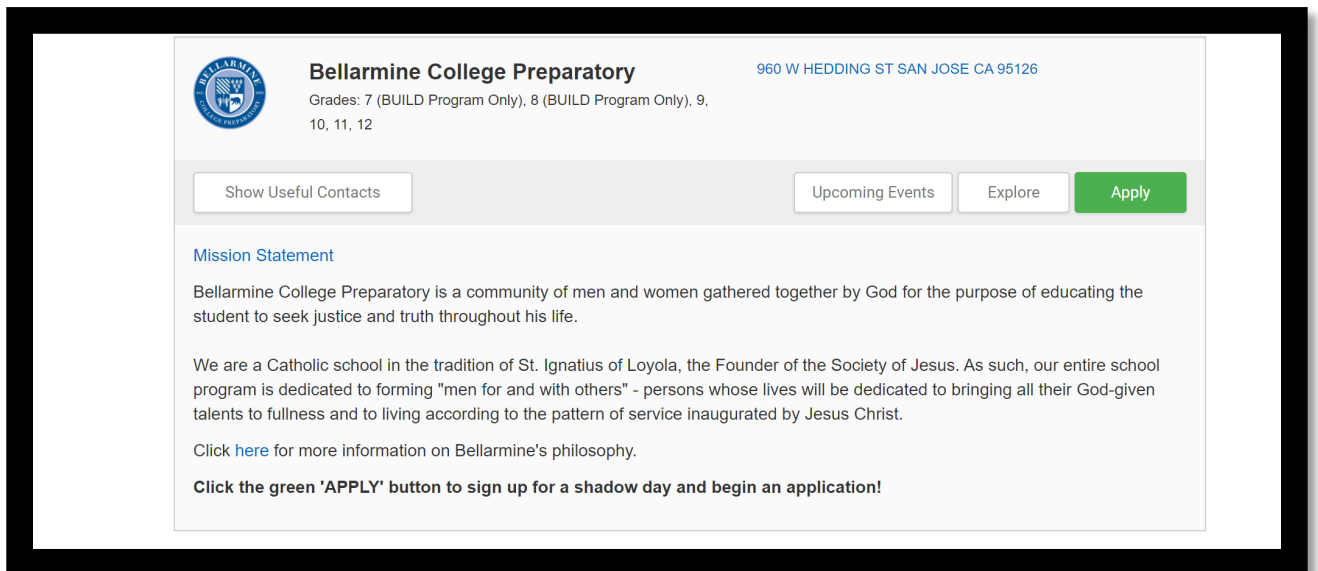
1. The first step in the registration process will be to go to www.ravenna-hub.com. You can either log in to your current account OR create a new account. These accounts are free!

A screenshot of the Ravenna Hub website's login page. The page is divided into two main sections: "Online Applications" on the left and "Login" on the right. The "Online Applications" section includes a blue button labeled "Create an account" and links for "About Ravenna Solutions" and "Click here if you are a school user". The "Login" section has a heading "Using your Ravenna credentials:" followed by input fields for "Email Address" and "Password". Below these fields is a checkbox for "Remember Me" and a green "Log in" button. A link for "Forgot Your Password?" is also present. A vertical green "Get Help" button is located on the right side of the login form.

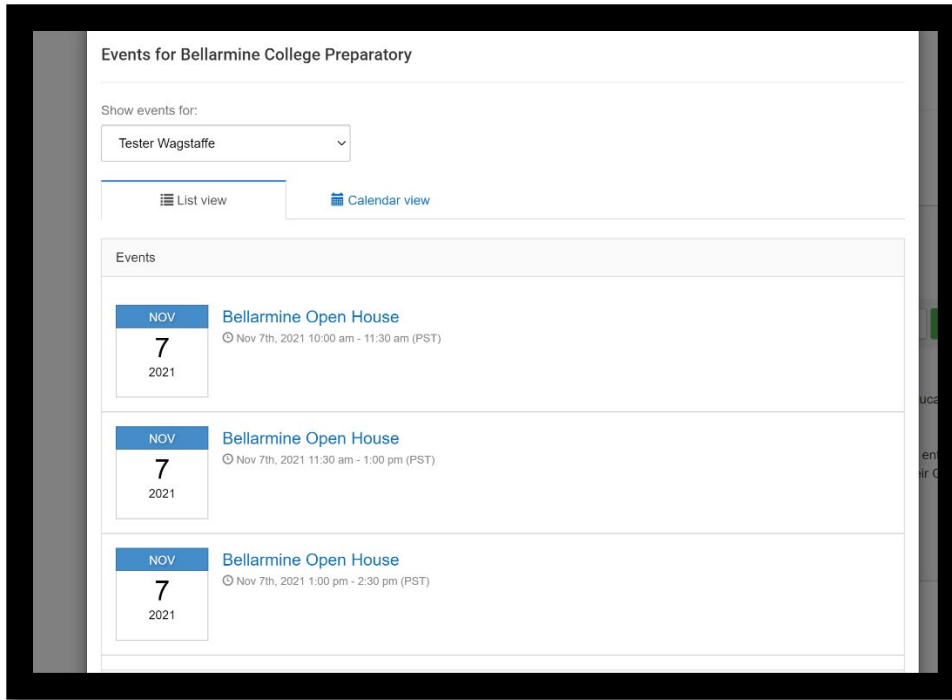
2. **IF YOU'VE ALREADY STARTED AN APPLICATION, YOU'LL NEED TO CLICK ON THE "SCHOOL DIRECTORY" TAB ON THE RIGHT SIDE OF YOUR SCREEN. FROM THERE, SELECT BELLARMINE AND YOU CAN FOLLOW DIRECTIONS FROM NUMBER 4 ON THIS LIST.**
3. If you haven't created an account, after logging into your new account, you'll want to click on the green "Apply to a school" button.



4. On the next page, you'll see a list of schools. Select Bellarmine College Preparatory by clicking on our listing. Once you click on our listing, you'll see it drop down with more information.



5. Your next selection will be the white "Upcoming Events" button on the right-hand side of our school page. Click on it! After selecting the appropriate student in the drop-down menu, you'll see the options for attending our Open House.



6. Click on whichever time slot works best for you and your next screen will give you more details, ask you to specify the number of attendees that will be coming with you, and, finally, hitting the green “Register” button to secure your spot at our Open House.

